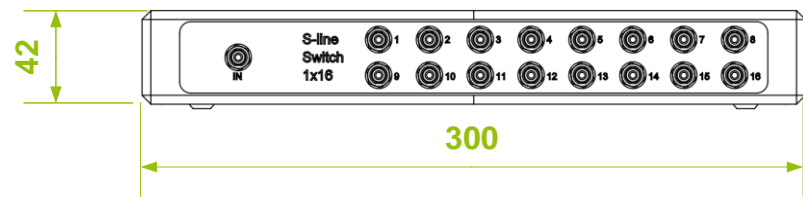
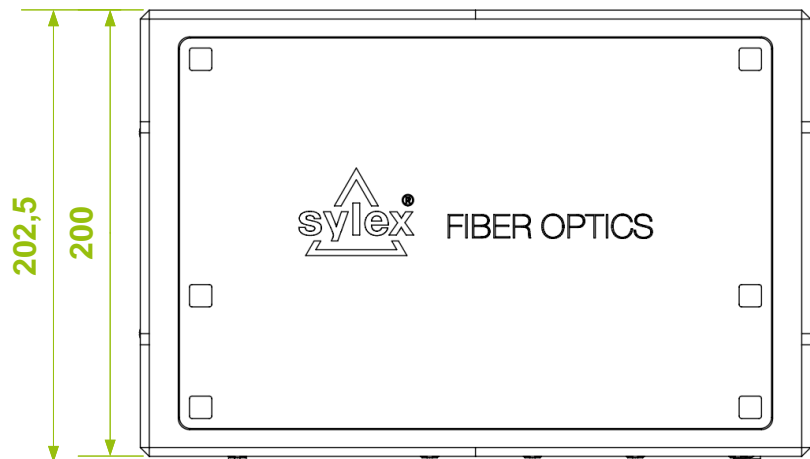



Front view



Top view



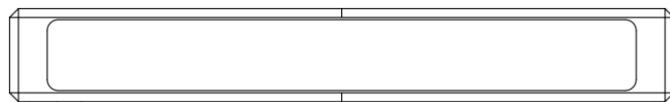
Side view



Real product example



Rear view



ALL DIMENSIONS IN MM (UNLESS SPECIFIED)

DRAWN DATE : 10.2.2016		TITLE	
VERSION : 01		SWS-16 S-line Switch 1x16 Product dimensions	
REVISION : 00	SHEET	1 OF 1	SCALE NONE

THIS DRAWING CONTAINS INFORMATION THAT IS PROPERTY OF SYLEX s.r.o. AND SHOULD NOT BE USED WITHOUT WRITTEN PERMISSION